



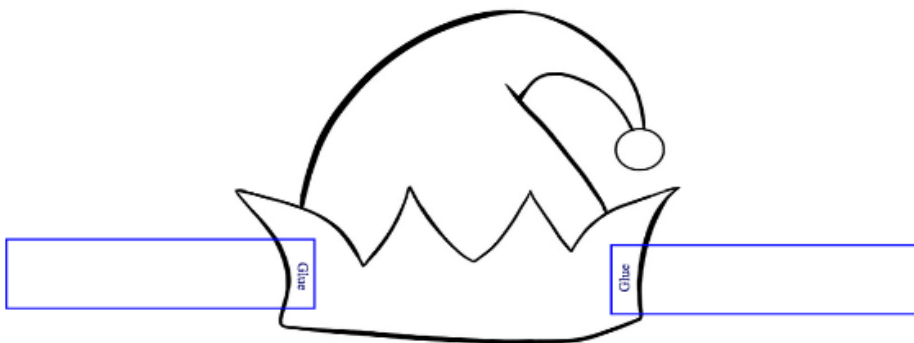
Designing an Elf Hat



1. Decorate your elf hat.
 - a. Try to come up with a really "elfie" design!



2. Cut it out.
3. Flip it over so your design is on the bottom.
4. Glue strips of paper to each side of the hat base to be the hat band. (Stiffer paper will be more durable.)



5. Hold the hat up to your head and have someone tape or glue it to the appropriate size for your head.