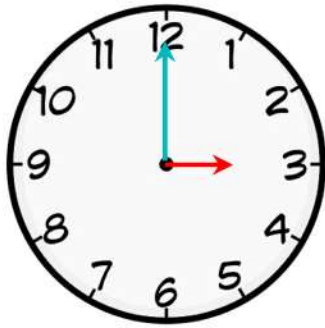


# Telling Time with Father Time



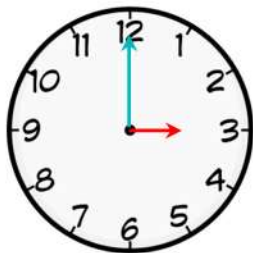
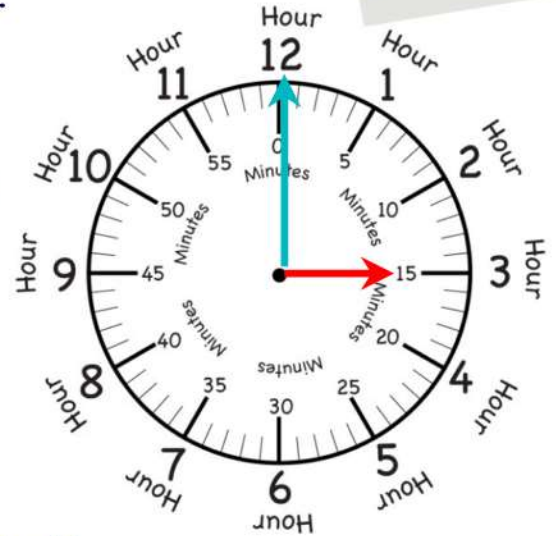
To tell the time, first look at the little hand.  
This is the hour hand.  
This tells the hour.



Then look at the big hand.  
This is the minute hand.  
This tells the minutes.



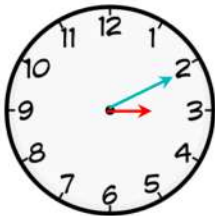
Each number on the clock represents the hour if the hour hand is pointing to it.  
If the minute hand is pointing to it, then 5 minutes are represented between hour numbers.



If the big hand is pointing to the 12, then it is read as o'clock.

In the clock to the left, it would be read as 3 o'clock or 3:00.

If the big hand is on anything else, you read it as that many minutes past the hour.  
Also, as more minutes of the hour pass, the closer to the next hour the hour hand moves.



If it is from 1 to 30 minutes you normally read it as that many minutes past the hour.

In the clock to the left, it would be 3:10 or 10 after 3.



If it is past 30 minutes, you can also read it as a number of minutes to the next hour.

In the clock to the left, it would be 6:40 or 20 to 7.

\*If the minute hand is on the 3, you can also say a quarter past the hour, on the 9 you can say a quarter to the hour, and on the 6, you can say half past the hour.

